

DRIVING FORCE:

How motoring habits have changed

Pandemic driving trends

Mileage

Pre-pandemic, the average UK motorist drove **667** miles per month

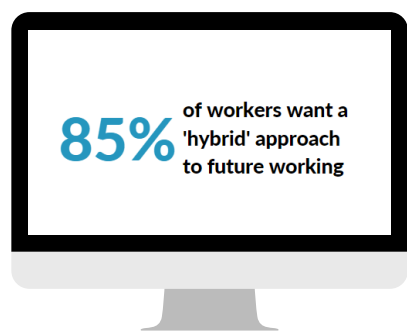
In October 2020, the average UK motorist drove just **198** miles per month

70% fewer miles than usual



Why were we driving less?

- social distancing measures
- not wanting to go out
- working from home

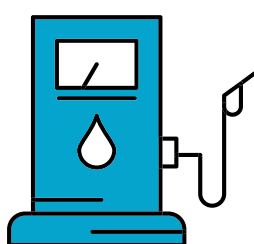


85% of workers want a 'hybrid' approach to future working

27% of people worked from home in 2019

37% of people worked from home in 2020

Price of fuel (per litre)



| | Petrol | Diesel |
|-----------|---------|---------|
| Jan 2020: | 128.0p | 132.7p |
| May 2020: | 104.87p | 111.70p |
| Feb 2022: | 145.6p | 149.3p |

Sources:
Fuel Price Report Jan 2020 - The AA
Global Petrol Prices
Office of National Statistics
UK Drivers Survey, Motor1, Dec 2020

The rise of second-hand car sales

In Q2 2021, second-hand car sales increased by **108%** year on year, with more than 2.2 million vehicles changing hands.

Electric vehicle sales



Global sales of EVs rose by **43%** in 2020

In December 2020, battery EVs and plugin hybrids outsold diesel cars **2:1**

Second hand car prices have risen

57%

since 2019

What about new cars?

In April 2020, **4,321** new cars sold in the UK

In April 2021, **141,583** new cars sold in the UK



Sources:
BBC, Aug 2021
The AA, 2021
Reuters, May 2021

DVLA Delays

450,000 tests cancelled due to the pandemic



Up to **10 weeks** delay for driving licence renewals



UK driving tests taken

1.6 million in 2019
809,509 in 2020
693,990 in 2021 (between Jan-Sep)

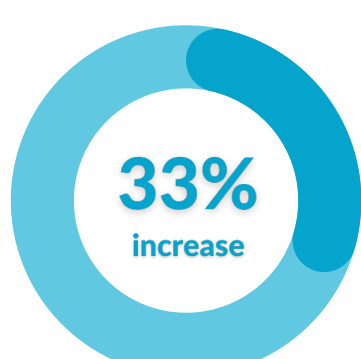


Sources:
DVLA & DVSA

Claims & thefts

In 2020, **2.1 million** claims were settled **↓ 19%** down on 2019

New car insurance claims fell by **52%** in April-June 2020



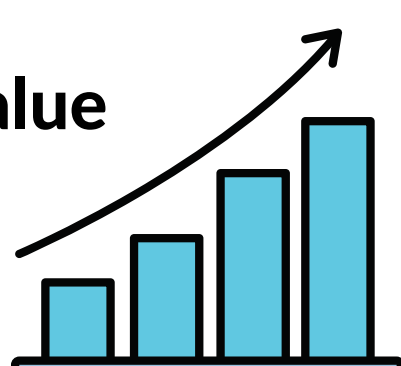
Car thefts

2019 **56,288** vehicles reported stolen
2020 **74,769** vehicles reported stolen



Average claim value

2019 **£3,400**
2020 **£4,000**



Top reported stolen cars in the UK in 2021



1. Ford Fiesta: **3,909**
2. Range Rover: **3,754**
3. Ford Focus: **1,912**
4. VW Golf: **1,755**
5. Mercedes C-Class: **1,474**
6. BMW 3 Series: **1,464**
7. Land Rover Discovery: **1,260**
8. Vauxhall Corsa: **1,218**
9. Vauxhall Astra: **1,096**
10. Mercedes E-Class: **818**

Sources:
DVLA via Rivervale Leasing, 2020 & 2021